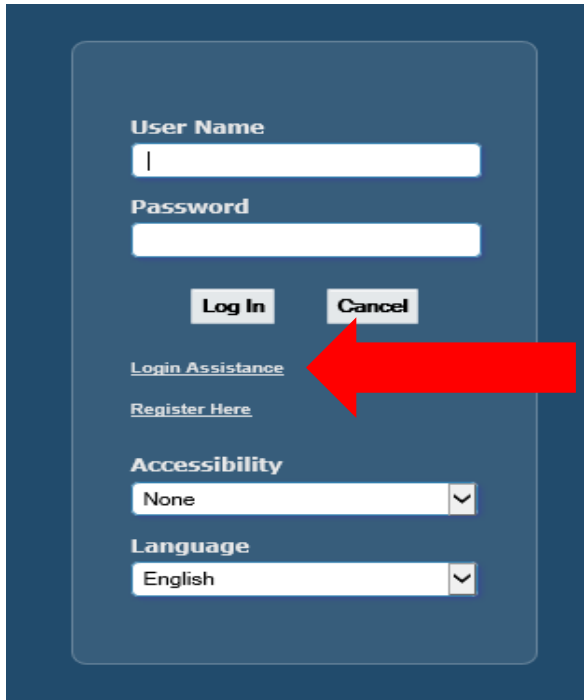


NAFpay

How to Reset Your Password



User Name

Password

[Login Assistance](#)

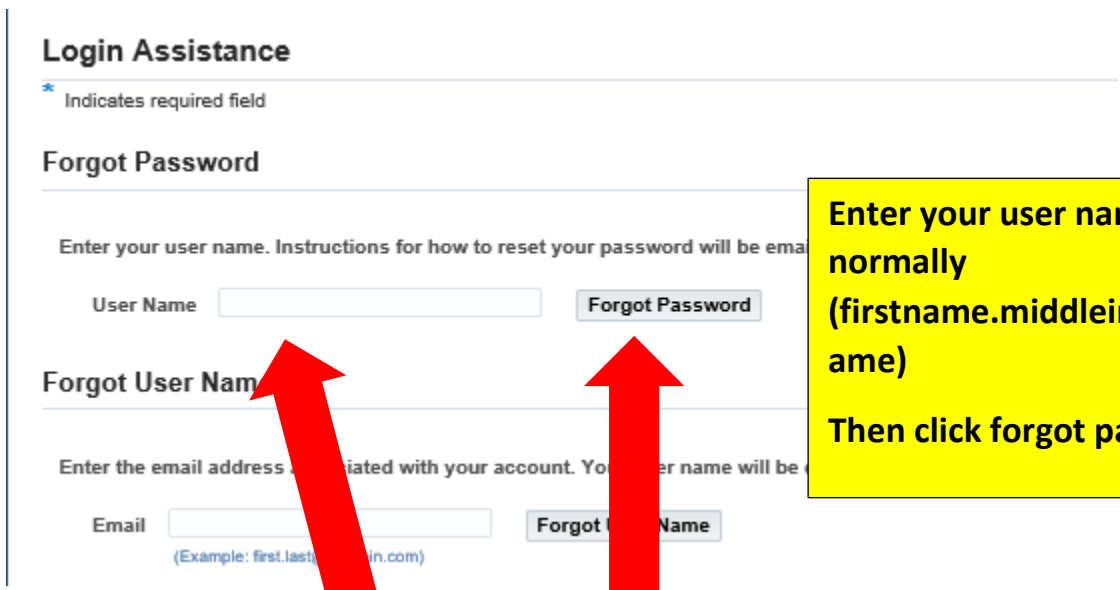
[Register Here](#)

Accessibility
None

Language
English

PLEASE NOTE:

You must have your email address saved in your NAFpay account first, please see the NAFpay Adding Email Address Instructions for EE guide for assistance.



Login Assistance

* Indicates required field

Forgot Password

Enter your user name. Instructions for how to reset your password will be emailed to you.

User Name

Forgot User Name

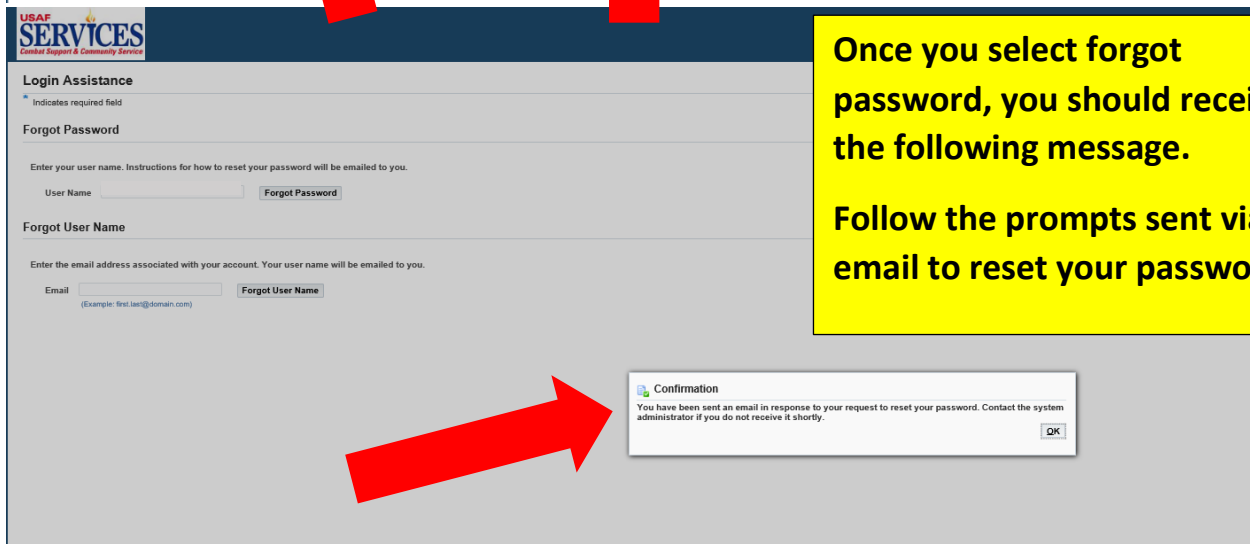
Enter the email address associated with your account. Your user name will be emailed to you.

Email

(Example: first.last@domain.com)

Enter your user name, normally (firstname.middleinitial.last name)

Then click forgot password



USAF SERVICES
Confidential Support & Community Services

Login Assistance

* Indicates required field

Forgot Password

Enter your user name. Instructions for how to reset your password will be emailed to you.

User Name

Forgot User Name

Enter the email address associated with your account. Your user name will be emailed to you.

Email

(Example: first.last@domain.com)

Confirmation

You have been sent an email in response to your request to reset your password. Contact the system administrator if you do not receive it shortly.

Once you select forgot password, you should receive the following message.

Follow the prompts sent via email to reset your password