



Honored Guest,

On behalf of the entire staff, "Yokoso Japan," and welcome to Misawa Inn! It is our privilege to serve you and ensure your stay is a pleasant and comfortable one. Our knowledgeable staff is available for you 24 hours a day to answer any questions you may have. From your room, you can dial "0" to reach the front desk at any time.

To make the most of your stay at Misawa, please take the time to review this guest directory. It is filled with helpful information about our installation, local community and 35th Force Support Squadron facilities. Advertised programs on base are subject to change without notice, so we advise you to call the facility for the most current information. A listing of 35th Force Support Squadron facility phone numbers can be found in this directory and in the *Leisure Times* magazine. Additional information can be found online at <https://35fss.com/>.

We continually strive to be the best by providing quality service that exceeds your expectations. If you have comments or suggestions on how we can improve, feel free to contact me directly at 222-0280. Guest comment cards are provided in your room and at the front desk. Your comments and suggestions are always welcome and help recognize outstanding service and improve our operation.

We hope you enjoy your stay with us and your experience in Misawa. Again, Yokoso Japan.

Sincerely,

Misawa Inn Manager



WELCOME VALUED GUEST!

We have provided you with a few complimentary items
to get you through your first night's stay.

Feel free to ask any Lodging team member if you need any of these items replenished.

If you forgot to pack any other toiletry item, please come see us at the front desk.

We should have what you need available for purchase.

THE AIR FORCE INNS PROMISE

"Our goal is to provide you a clean, comfortable room
to guarantee a good night's rest and pleasant stay.

If any part of your stay with us is not satisfactory, please provide
the lodging manager or front desk staff an opportunity to 'make it right'."

HOUSEKEEPING SERVICES

Our housekeeping staff takes pride in providing guests with friendly, prompt and professional service. Hours are 8 a.m. - 4 p.m. daily. Placing clothes and personal items in closets and dressers will help us maintain your room to the highest standard as housekeepers are not allowed to move personal items. If you work nights and sleep during the day, please inform the front desk so that suitable housekeeping arrangements can be made. Service is provided daily unless a "Do Not Disturb" sign is displayed.* Please note that in accordance with health and safety standards, ALL** rooms must be serviced after 72 hours.

*/** In pet-friendly TLFs, housekeepers must be able to safely enter the room daily to clean, therefore pets must be secured in containers during that time.

DAILY SERVICE: Bed will be made, floors/carpets cleaned, toilet, sink, mirror, tub/shower cleaned, towels replaced (one for one, only if they are placed on the floor or in the bathtub/shower), wastebaskets cleaned and emptied and coffee/tea amenities restocked.

WEEKLY SERVICE: Includes all daily services with the addition of light dusting and furniture polishing, sheets changed, shower curtain cleaned, and floors vacuumed/mopped.

EMERGENCY INFORMATION

Misawa Air Base Hospital is located in Bldg 99, one block away from Misawa Inn.

Driving directions: From the main parking lot in front of Bldg 670, turn left onto Freedom Circle. Follow the road in a circular direction keeping to the right, passing the 35th Fighter Wing Headquarters on the left and Misawa Inn on the right. At the first intersection/stop sign, go straight. At the next intersection/stop sign, turn left and follow the road approximately one block until you see a sign on the left directing you to the Urgent Care Clinic (UCC). Turn left and follow the tunnel down to the UCC entrance.

From the Bldg 118 parking lot, turn left onto Shenandoah Drive. At the T-intersection, turn right onto Independence Drive. At the first intersection/stop sign, turn right. At the next intersection/stop sign, turn left and follow the road approximately one block until you see a sign on the left directing you to the Urgent Care Clinic (UCC). Turn left and follow the tunnel down to the UCC entrance.

For all emergencies, dial 911; from a cell phone, dial 0176-53-1911

UCC/Emergency Room	97-226-6647 or 0176-77-6647
Security Forces	97-226-3600 or 0176-77-3600
Red Cross	97-226-3016 or 0176-77-3016

FIRE SAFETY AND EVACUATION

All Misawa Inn facilities are built in accordance with the highest safety standards and the staff takes diligent steps to ensure your wellbeing. All of the facilities are equipped with an early warning smoke detection fire alarm system, and most have a wet sprinkler system.

In the unlikely event a fire does occur we want each of our guests to be as prepared as possible. By educating yourself now you can increase your chances of a calm reaction in an emergency situation. Reviewing the following information can make a difference.

- **Upon arrival**
 - In Bldg 118: Locate the exit stairway adjacent to the balcony through the master bedroom. Also locate the two stairway fire exits on your floor. When you need to get out of your room, you should know exactly where the exits are. This will save precious time.
 - In Bldgs. 662, 669 and 670: Locate the stairway fire exits on your floor. Walk to the exits to fix their location in your mind. Count the doors along the wall between your room and the exits.
- **If you see fire or smoke**
 - Locate the fire alarm pull stations in the hallway and fire extinguishers in your room (in rooms with kitchens).
 - Call 911 or sound the nearest fire alarm, then leave the area immediately.
 - Only the smallest fires are worth the attempt to extinguish. If there is an extinguisher nearby, use it only if the fire is small.
 - Flee larger fires.
 - Leave with your room key.
 - Close doors against the fire as you leave.

- **When the fire alarm sounds**
 - Take your room key with you.
 - Place your hand on the door to feel for heat to test before opening.
 - If the door is cool, open slowly. Immediately look for smoke.
 - If there is little or no smoke, leave your room and go to the nearest exit. Stay near the wall, counting the number of doors to the exit, and feel along the wall as you go. If there is smoke, stay low to the ground.
 - If there is heavy smoke, close your door quickly and remain inside your room.
 - Never use elevators in emergency situations.
- **When you cannot leave your room**
 - Turn off the heat or fans to prevent smoke from being sucked in.
 - Soak towels, sheets or blankets and stuff them in the crack under the door.
 - Fill the bathtub with water and remoisten the towels and sheets as needed.
 - Dial 911. If possible, telephone the front desk to report your location.
- **Evacuation**
 - If you are required to evacuate the hotel, you will be notified through the phone system, sound of the general alarm or by lodging staff.
 - Proceed to the nearest exit.
 - Do not use the elevator - use the stairs only.
 - The evacuation point for Bldg 118 is the parking lot of Tower 117. Bldg 670 and 669 is the central sidewalk area between Bldgs 662 and 664. The evacuation point for Bldg 662 is the sidewalk area in front of Bldg 670, near the playground.
- **Fire prevention**
 - All Misawa Inn buildings are non-smoking/vaping, tobacco free. Do not use tobacco products or smoke inside the buildings, common areas or balconies.
 - Do not store highly flammable liquids (gasoline, charcoal lighter, flammable paint, etc.) in your room.
 - Do not use unauthorized cooking or heating devices in your room (includes unattended crock pots).
 - Do not place charcoal grills within 15 feet of the building.
 - Do not leave cooking equipment unattended when in use.
 - Do not place hot appliances such as irons, coffee pots, etc. in lockers, drawers or on top of the stove.
 - Do not overload electrical circuits.

We appreciate your cooperation in keeping the guests and Misawa Inn safe and secure.

EARTHQUAKE SAFETY

If shaking begins

- Turn off the oven, stove or heat producing appliances.
- Drop down; take cover under a desk or table and hold on.
- Stay indoors until the shaking stops and you're sure it's safe to exit.
- Do not use the elevator.
- Stay away from televisions or furniture that can fall on you.
- Stay away from windows. Fire alarms and sprinklers may go off during a quake.
- If you are in bed, hold on and stay there, protecting your head with a pillow.
- If you are outdoors, find a clear spot away from buildings, trees, and power lines. Drop to the ground.
- If you are in a car, slow down and drive to a clear place away from power lines and buildings.

SHELTER-IN-PLACE (SIP)

Misawa AB is vulnerable to the health and safety impacts of a hazardous materials release. Misawa emergencies could be caused by the following:

1. Sumitomo Chemical Plant - northeast of base adjacent to Cummings Elementary School and north housing Area
2. Release of Toxic Industrial Chemicals
3. Major Accidents or Aircraft mishaps
4. Terrorists use of Chemical, Biological, Radiological or Toxic Industrial Materials

When these events occur, there are two basic tools to protect personnel: Evacuation and Shelter-in-Place.

Evacuation is used when it is still safe to remove personnel from the hazard area. However, evacuations can take a very long time to complete and can actually expose some people to more danger than if they had just sheltered in place. For chemical releases of limited duration, it is faster and usually safer to shelter-in-place than to evacuate. Once notified of evacuation move quickly and following the direction of the emergency responders.

Shelter-in-Place (SIP) consists of taking refuge in an innermost room with little or no windows until the hazard passes. This option is chosen when evacuation is not a safe option for personnel and the hazard is quickly approaching. Once notified of SIP move quickly, follow the directions of your Unit Control Center, Commanders Access channel, or emergency responders. Please be aware of the location of all SIP rooms. Follow instructions in this directory and in SIP kits, located in each alternate SIP room. One thing to keep in mind is shelter-in-place is for short term (2-4 hours) protection.

Misawa Inn SIP Rooms are located in the bathrooms of each guest room. Secondary locations are on the first floor of each building as follows:

Bldg 670	2 rooms: Training Room (two doors from the Admin office) and the Conference Room at the west end of the hallway
Bldg 669	1 room: Employee Break Room near the east end of the hallway
Bldg 662	1 room: Fitness Room near the center of the hallway
Bldg 118	Housekeeping rooms on <u>each</u> floor

SHELTER-IN-PLACE CHECKLISTS

(Townhomes, Towers, Dorms)

SHELTER IN-PLACE PROCEDURES		Who?	Complete Y/N
Actions for Personnel <i>Inside of Buildings -External HAZMAT Release</i>			
1.	Take cover if needed to protect from fire, explosive hazards, falling objects, chemical plume, and inhalation hazards.	All	
2.	Quickly move the family inside the home, don't forget the pets	All	
3.	Notify other personnel in housing if possible	All	
4.	Call 911 from base telephones or 0176-53-1911 from cell phones and report the incident if emergency response forces are not at the scene.	All	
5.	Do not leave your home to get children from daycare or schools. These facilities have plans in place to protect your children. Don't risk your life, the threat will pass shortly.	All	
6.	Close and lock all windows, doors, vents and fireplace dampers in the home. (locking provides a better seal)	All	
7.	Turn off the heating, ventilation, and air conditioning (HVAC) systems, stove exhaust fans, and bathroom vent fans.	All	
8.	Turn off any appliances in use, such as stove, microwave, or iron (anything that may be dangerous)	All	
9.	Turn on your TV, turn up volume loudly so you can hear any warning or additional information from your shelter room.	All	
10.	Grab your SIP kit if not stored in the SIP room	All	
11.	Move yourself, family & pets to the designated Shelter-In-Place (SIP) room, most likely your bathroom.	All	
12.	Close & lock the doors & windows inside the SIP room	All	
13.	Open your SIP kit and seal the doors, windows and vents w/plastic and duct tape. Trash bags or plastic shower curtain may also work.	All	
14.	Wet down towels or bathmat and seal door threshold. Clothing can also be used.	All	
15.	Turning on a hot shower will create steam and overpressure in the bathroom to help keep the hazard out.	All	
16.	Do not use any items with open flames.	All	

17.	Perform self-aid and buddy care or first aid as needed.	All	
18.	If you have a cell phone or a base phone in your SIP room, call your supervisor or sponsor, notify them of the situation. Don't leave the SIP room to make the call. Threat should pass shortly.	All	
19.	Evacuate the building if directed by the radio, CAC channel, Giant Voice or emergency response personnel	All	
20.	If directed, evacuate by moving in an upwind or crosswind direction away from the point of release (if visible). Move to the designated unit assembly point or location. Do not drive vehicles unless directed by emergency response forces or unless required to evacuate injured people or those that cannot walk.	All	
21.	Stay inside your SIP room until directed otherwise by the radio, CAC channel, Giant Voice or emergency response personnel	All	
22.	Do not allow entry or exit to SIP room once the plastic is sealed. However, remain alert for personnel seeking entry into the building. Notify UCC or call 911 or 0176-53-1911 to report outside personnel who need assistance.	All	
23.	Open all your doors, vents, and windows when notified that the outside hazard has passed.	All	

MISAWA INN INFORMATION & SERVICES

FRONT DESK: Our front desk is open and staffed 24 hours a day for your convenience. Complimentary coffee and hot cocoa are available in the main lobby of Bldg 670. *Pacific Stars and Stripes* newspapers are available for purchase at a kiosk inside the main entrance. Please dial 0 from your room to contact the front desk for assistance or information.

CHECK-OUT TIME: Check-out time is at 11 a.m. for all rooms. If you would like to have a late check-out please inquire in advance at the front desk. We will try to accommodate your request based upon availability and staffing, but you may be charged an additional fee at the room rate you are occupying.

AMENITIES: Each room at Misawa Inn is stocked with amenities such as conditioning shampoo and soap for your first night's stay. If you have forgotten a travel item, please visit the front desk to purchase items that you require.

BUSINESS CENTER: Wi-Fi internet service is provided in all guestrooms free of charge to Misawa Inn guests. A business center is available 24/7 on the second floor of Bldg 670. A key can be signed out at the front desk.

FAX SERVICES: Commercial fax service is available at the Overstreet Memorial Library.

MAIL: A mailbox is located in front of Bldg 670. Official mail should be sent through your duty section. Guest mail or packages cannot be accepted at the front desk. Please use the general delivery address at the post office if you do not have an APO box here at Misawa:

Name
GENERAL DELIVERY
APO, AP 96319

CAR RENTAL: An AAFES car rental service is located at the Base Exchange Mall. For details dial 97-957-7472. See the "Transportation Info" page in this directory for additional transportation options.

LOST AND FOUND: Misawa Inn is not responsible for property left in the room. If items are found and turned in, we will make every effort to return the property to the owner. Items will be kept for 30 days. Perishable items will be disposed of immediately. Contact the front desk for details.

MISAWA INN INFORMATION & SERVICES

LAUNDRY: Washers and dryers are located on the first floors of Bldgs 662 and 669; and on the 2nd, 3rd and 4th floors of Bldg 670, and in each guestroom of Bldg 118. Dispensers are available for purchase of detergent and softeners. In Bldg 118, a dispenser is located on the first floor near the vending machines. Items are also available for purchase at the front desk along with additional laundry supplies.

DRY CLEANING: AAFES Laundry and Dry Cleaning services are located adjacent to the Main Base Shoppette in Bldg 525. Call 97-957-7469 for more information.

ICE MACHINES: Ice machines are located on each floor of Bldg 670 near the elevator. They are located in the fitness room on the first floor of Bldg 662 and laundry room on the first floor of Bldg 669.

CHECK CASHING: Misawa Inn accepts checks for the amount of purchase only. A \$25 service charge will be assessed for all checks returned by the bank. Checks can be cashed at the Base Exchange, Community Bank, Credit Union and Misawa Club. Japanese currency exchange is available in all of these facilities except the Base Exchange.

ATM: Automated Teller Machines are located at the Base Exchange, Community Bank, Misawa Club, USA Federal Credit Union, behind the Security Forces Bldg and adjacent to the Misawa Inn Lobby in Bldg 670. Money is dispensed in increments of \$20 and 5,000 yen. The Navy Federal Credit Union machine does not dispense yen.

IN-ROOM SAFES: Located in the closet, you can lock/open the safe by two methods, with a credit card or by inputting your own 4-digit number. **To lock:** Enter a 4-digit number, then press the Lock “#” button - OR - swipe a credit card from right to left. **To open:** Enter your 4-digit number - OR - swipe credit card from right to left.

PET CONTAINERS/KENNELS: One pet container is provided in each pet-friendly TLF room.

SUNDRY ITEMS: Beverages and snacks are provided for sale at the front desk. Also, there is a vending machine located next to the ice machine on the second floor of Bldg 670 and in the laundry room on the first floor in Bldg 669. Vending machines are located on the first floor in Bldg 118. Sundry items are also stocked in Distinguished Visiting Quarters. Housekeepers replenish the items daily. Items which are consumed are charged to your room and payment is collected upon checkout.

MAINTENANCE: In the event your room requires maintenance, please contact the front desk or fill out a “Room Maintenance” slip and drop it off at the front desk. The maintenance staff will take care of the discrepancy as quickly as possible.

PLAYGROUNDS: There are playgrounds located on the south side of Bldg 670 and between Towers 117 and 116. Misawa Air Base community standards require that children under 10 must be supervised when playing outside.

MISAWA INN INFORMATION & SERVICES

CONFERENCE ROOM: Misawa Inn offers a conference room for official use by guests. Our conference room is located on the first floor of Bldg 670 and can seat 40 attendees. The room is equipped with tables, chairs, DSN phone and Wi-Fi. Please contact the front desk to make reservations.

FITNESS ROOM: A Fitness Room is available on the first floor of Bldg 662, for guest use. The room can be accessed 24/7 by using your guest room keycard or signing out a key at the front desk. Teens 16 years of age and over are allowed to use the room with consent of a parent or legal guardian. Teens 13-15 years of age require interactive supervision by a parent or legal guardian. Children 12 years and under are not allowed in the fitness room. A Parent/Child area is located at the Potter Fitness Center, Bldg 622, for supervised play.

MESSAGE SERVICE: A red light on your phone signals that you have a message. To retrieve or delete messages from your phone, press the Messages button or dial "6000" and follow the prompts. Default password is the 4-digit room number. Messages for guests may also be taken at the front desk. Please dial "0" to retrieve messages from the front desk.

WAKE-UP CALLS: To **set** a wakeup call, dial 73050 on your room phone. Press 1. Follow the prompts to set a wakeup call. To **cancel** a wakeup call, dial 73050. Press 2 to cancel a wakeup call.

COMMENT CARDS: Please take a few minutes and tell us about your stay by completing the customer comment card located in your room. Cards are also available at the front desk. A drop box is located in the lobby of Bldg 670. Comments and suggestions are always welcome and helps recognize outstanding service and improves our operation.

MISAWA INN ROOM RATES

Check-in time is 2 p.m. However, if rooms are available, you may check in earlier. During the height of PCS season there may be a slight delay for check-in due to the high turnover of families. If you experienced a delay, we hope you were able to relax in our lobby and enjoy a complimentary cup of coffee, tea or hot chocolate.

Check-out time is at 11 a.m.. If you would like to have a late check-out please inquire in advance at the front desk. We will try to accommodate your request based upon availability and staffing, but you may be charged an additional fee at the room rate you are occupying. For your convenience, there is a luggage storage room located in the main lobby for short-term guest use on your days of arrival and departure.

Building	Room Type	Room Rate*
118	Temporary Living Facilities (TLF)	\$101**
670	Visiting Quarters (VQ)	\$94
662	Visiting Quarters (VQ)	\$94
669	Visiting Quarters (VQ)	\$94
669	Business Suite	\$101
118	Business Suite	\$101

* Room rates are subject to change

** Pet owners will be charged a standard \$10 per night "pet fee" regardless of the number of pets in the unit and duration of their stay. The fee will be used to defray additional cleaning/maintenance costs required in pet-friendly TLFs.

Additional service charges may be assessed for excess cleaning required to return the room to inventory. Please see the "Guest Responsibilities" page for details.

METHOD OF PAYMENT

In accordance with AFMAN 34-135, Air Force Lodging Program, Misawa Inn accepts cash, check, MasterCard, American Express and Visa for payment. Guests are required to pay in advance for stays up to 30 days. Guests staying longer than 30 days will have their credit card charged on day 31 to cover previous miscellaneous charges and room charges to cover up to another 30 day stay. Advance payment will be required for any approved extension. All guests, including those paying by cash or check, must have a credit card on file for their account. A \$25 service charge will be assessed for all checks returned by the bank.

Guests in PCS status should bring their receipt to file for TLA to the Housing Office, Bldg 656.

EXTENSIONS

Guests arriving with Permanent Change of Station orders are entitled up to 30 days in base lodging, based upon availability. Extension requests may be made at the front desk or with the reservationist. All extension requests will be treated as new reservations. Approval will be based upon availability.

~~;~~ I 9GH'F 9GDCBG-6-@H-9G

In order to ensure the comfort and safety of all our guests,
we ask that you please abide by the following guidelines:

~~GAC?-B; 'DC@7M~~ Misawa Inn provides a completely tobacco/smoke free environment. Smoking and use of tobacco products is not permitted in any of the Misawa Inn rooms, common areas or balconies. Failure to comply can result in termination of quarters and/or up to a \$150 cleaning fee. Designated smoking areas are located outside, in the rear and to the north of Bldg 669; in a covered area facing the street between Bldgs 670 and 662; and between Bldg 118 and Tower 117 back entrance.

~~D9HG~~ To maintain a sanitary environment, pets are allowed only in Bldg 118 designated pet-friendly TLFs, and in common areas on the first through third floors. ~~; i Yggj UfY' fYgdcbgjV'Y' Zcf' WYUb]b['i d' UZhf' h\Y]f' ck b' dYhg''~~ Failure to comply with this policy will result in a minimal \$150 cleaning/extermination fee and may also result in termination of quarters. Misawa Pet Kennel information is located on the following webpage <https://35fs.com/pet-kennel/>.

~~C: : 9BGJ 9'A5H9F-5@~~ Display of pornographic, inflammatory, offensive or prejudicial material is prohibited.

~~DFC<-6-H98.~~ Storage of flammable liquids, propane gas, weapons and ammunition is strictly prohibited in guest rooms, including balconies. The lighting of candles and incense is prohibited.

~~FCCA '7CB8-HCB.~~ Guests are responsible for any carpet stains or room furnishing damages that may occur during their stay. Any damage noted by the guest should be immediately reported to the front desk. Please ensure that garbage is placed in the wastebaskets and excess garbage is in garbage bags; housekeeping will remove bagged garbage daily to maintain a sanitary room. Please do not place trash in the hallways. Recycling information is located on the cover of the recycling bin in each guest room. Guests may be charged a deep cleaning fee to return the room to a habitable state if deep cleaning is required due to damage beyond fair wear and tear. Guests are also responsible for cleaning their dishes. Occupants are responsible for conserving utilities, and complying with fire, health and safety regulations.

~~8C' BCH' 8-GHI F6' G- B.~~ Housekeeping service is provided seven days a week, from 8 a.m. to 4 p.m. If you do not desire housekeeping service, please use the "Do Not Disturb" sign provided.** Please note, for your safety and well-being, housekeepers must provide service at least every three days** even if you utilize your "Do Not Disturb" sign.

**In pet-friendly TLFs, housekeepers must be able to safely enter the room daily to clean, therefore pets must be secured in containers.

~~EI -9H' <CI FG~~ Due to a variety of missions, in which many of our guests are involved, it is important to respect your neighbors and keep the noise level down at all times. Quiet hours are in effect 24 hours a day. Base wide quiet hours are 10 p.m. - 8 a.m.

~~D9FGCB5@J5@ 56@9G~~ Please secure your valuables when you are not in your room. A safe is located inside the closet. Remember to remove all items from the safe prior to check-out.

~~J-GHCF 'DC@7M~~ Transient personnel are authorized to have visitors in their rooms between the hours of 6 a.m. and midnight daily. Visitors will not be given a key to an occupant's room and must be accompanied by their host at all times. Visitors, regardless of gender, will not remain in the occupant's room overnight. Occupants are responsible for the conduct of their visitors at all times and for any damages they might incur.

DIALING INSTRUCTIONS

**** Please do not unplug the phone cable ****

Emergency Ext: 911

Off-Base/Cell Phone Emergency: 0176-53-1911

Hospital UCC: 97-226-6648

Security Forces: 97-226-3600

Chaplain: 97-226-6447

Red Cross: 97-226-3016

LODGING NUMBERS FROM GUEST ROOM

	DIAL
Misawa Base Operator	9 + 0
Front Desk	0
Reservations	0/1184
Room to Room Guest Locator	Dial room number or 0
To retrieve/delete Phone Messages	6000, follow prompts (password = room number)
To set/cancel Wake-up Call	73050, press 1 to set, 2 to cancel; follow prompts

DSN CALLS:

Misawa Air Base 226-xxxx	97 + 226-xxxx; from cell, 0176-77-xxxx
PACAF Bases	97 + DSN Number
Worldwide Bases	97 + 94 + DSN Area Code + Number
Allied Telesis Misawa Base	97 + 226-8255, follow prompts

COMMERCIAL CALLS:

Local Misawa (no charge)	99 + Number (xx-xxxx)
Within Japan/Cellphones (20¢ per minute)	99 + Number
Long Distance (U.S., 35¢ per minute)	99 + 0011 + Area Code + Number
Long Distance (Other int'l, 35¢ per minute)	99 + 001 + Country Code + Area Code + Number

PRE-PAID CALLING CARD CALLS (Toll Free Access from these numbers only):

AT&T	99 + 00539-111
MCI	99 + 00539-121
SPRINT	99 + 00539-131
Route K-OK	99 + 0120-944-473
World Pre-Paid	99 + 0120-028-114
Military Access/Softbank	99 + 0120-937-872

011, 1-800, 1-888, 1-877 CALLS: U.S. Toll free calls are NOT free of charge from Misawa Air Base. When dialing a U.S. toll free number you will be charged 35¢ per minute.

TO RECEIVE CALLS FROM:

On Base & PACAF DSN	DSN Number (222-xxxx)
CONUS/Worldwide DSN	315 + DSN Number (222-xxxx)
Commercial Long Distance	011 + 81 + 176-66-1290, follow prompts
Cellphone/Local Commercial	0176-66-1290, follow prompts

WI-FI CONNECTION INSTRUCTIONS

Connect your wireless device to the Misawa Inn network. (Password required only in Bldg 118)

In Bldg 662, select your room number to log in.

35th Fighter Wing: <https://www.misawa.af.mil/>

DoD Lodging: <http://www.dodlodging.net/>

IMPORTANT PHONE NUMBERS

ON-BASE AGENCIES

AMC Passenger Terminal	97-226-2371/0
Base Operations	97-226-3112
Base Operator/Information	9 + 0
Chapel	97-226-4630
Command Post	97-226-3500
Community Bank	97-226-4070
Community Center	97-226-4128
Cheli School Age Program	97-226-2266
Commissary	97-226-3823
Cummings Elementary School	97-226-2647
Dental Clinic	97-226-6700
Edgren High School	97-226-4377
Education and Training Office	97-226-4201
Flyers	97-957-1555
Furnishings Management Office	97-226-3565
Hospital Appointment Line Housing Office (Customer Service)	97-226-6111 97-226-3200
Law Enforcement	97-226-4358
Legal Office	97-226-4022
Lunney Youth Center	97-226-4735
Military & Family Readiness Center	97-226-3220
Misawa Club	97-226-9122
Misawa Teen Center	97-226-2792
Post Office	97-226-3492
Red Cross	97-226-3016
SATO/TMO Passenger Travel (Official)	97-226-3117
Social Actions	97-226-3669
Sollars Elementary School	97-226-3933
Suicide Hotline	97-226-3230
Taxi (Commercial)	99-53-6481 or 97-226-8255, 77479
Taxi (Military)	97-226-4062
TMO	97-226-3525
Urgent Care Clinic	97-226-6648
(UCC)Veterinarian Services	97-226-4502

OFF-BASE AGENCIES

Airport (Misawa)	99-53-7111
American Embassy, Tokyo (long distance charge)	99-03-3224-5000
Train Station (Misawa)	99-53-2710

AREA CODES - DSN

CONUS	312	Europe	314	Southwest Asia	318
PACAF	315	Alaska	317		

COUNTRY CODES - Commercial

American Samoa	684	Guam	671	Netherlands/Holland	31
Andorra	376	Guatemala	502	New Caledonia	687
Argentina	54	Guyana	592	New Zealand	64
Aruba	297	Haiti	509	Nicaragua	505
Australia	61	Honduras	504	Norway	47
Bahrain	973	Hong Kong	852	Panama	507
Belgium	32	Hungary	36	Papua New Guinea	675
Belize	501	Iceland	354	Paraguay	595
Bolivia	591	India	91	Peru	51
Brazil	55	Indonesia	62	Philippines	63
Chile	56	Iran	98	Poland	48
China	86	Iraq	964	Portugal	351
Colombia	57	Ireland	353	Romania	40
Costa Rica	506	Israel	972	San Marino	378
Cyprus	357	Italy	39	Saudi Arabia	966
Czech Republic	420	Japan	81	Singapore	65
Denmark	45	Jordan	962	South Africa	27
Dominican Republic	809	Kenya	254	Spain	34
Ecuador	593	Korea North	850	Sweden	46
Egypt	20	Korea South	82	Switzerland	41
El Salvador	503	Kuwait	965	Taiwan	886
Fiji	679	Liberia	231	Thailand	66
Finland	358	Liechtenstein	423	Turkey	90
France	33	Luxembourg	352	United Arab Emirates	971
French Antilles	596	Malaysia	60	United Kingdom	44
French Polynesia	689	Mexico	52	United States	1
Germany	49	Monaco	377	Vatican City	39
Greece	30	Morocco	212	Venezuela	58
Greenland	299	Netherlands	599	Yugoslavia	381

CB! 65G9 8-B-B; : 57 @H-9G

A-65K 5'7@ 6'

Bldg 485

97-226-9122 / 0176-77-9122

Closed 1st Monday of the month for scheduled maintenance

Hc\c_i '8]b]b['Fcca`
97-226-5062 / 0176-77-5062

Lunch

Monday - Friday 11 a.m. - 1:30 p.m.

Sunday Breakfast 9 a.m. - 1:00 p.m.

K]X'K YUg' gfi6UF / ; f]`

97-226-5062 / 0176-77-5062

Friday 4:30 - 9 p.m.

Saturday 11:30 a.m. - 2:30 p.m.

and 4:30 - 9 p.m.

Tomodachi 7UZ

Mon - Fri 7 a.m. - 1:30 p.m.

Gdcfhg'6UF

97-226-5058 / 0176-77-5058

Sun - Thu 5 - 10 p.m.

Fri - Sat 5 p.m. - 2 a.m.

6I AD9FG: I GCB 8-B9F`

Bldg 627 (Walmsley Bowling Center)

97-957-1553 / 0176-77-1553

Mon - Thu 6 a.m. - 8:30 p.m.

Fri 6 a.m. - 10:30 p.m.

Sat 8 a.m. - 10:30 p.m.

Sun 8 a.m. - 6:30 p.m.

: #ID#`

Bldg 622 (Potter Fitness Center)

97-957-1561 / 0176-77-1561

Monday - Friday 7 a.m. - 7 p.m.

@5?9J 9K ; F @a9`

Bldg 1464 (Gosser Golf Course)

97-957-1564

7 days a week 10:30 a.m. - 2 p.m.

Closed 3rd Monday of each month

: @VFG

Bldg 626

97-957-1555 / 0176-77-1555

24 hours a day, 7 days a week

5:30 a.m. - 9 p.m./Full menu

9 p.m. - 5:30 a.m./Grab & Go Only

Closed 2nd Monday of each month

A @H5FM8-B-B; : 57 @H-9G

; F-CCA 8-B-B; : 57 @HM

Bldg 624

97-226-3889 / 0176-77-3889/4902

Breakfast Mon - Fri 5:15 - 7:30 a.m.

Lunch Mon - Fri 10:15 a.m. - 1:30 p.m.

Dinner Mon - Fri 4:15 - 7:30 p.m.

Midnight Meal Daily 10 p.m. - 12:30 a.m.

Brunch Sat - Sun 6:30 a.m. - 1 p.m.

Dinner Sat - Sun 5 - 7 p.m.

: 5@7CB: 9989F 8-B-B; : 57 @HM

Bldg 3262

97-226-1636 / 0176-77-1636

Monday - Friday

Breakfast 6:30 - 8 a.m.

Lunch 10:30 a.m. - 1:30 p.m.

Dinner 6 - 8 p.m.

Closed weekends and federal holidays

: @ <H? #7 <9B

97-226-3889 / 080-8207-0346

24 hours a day, 7 days a week

Limited to crew members and anyone in a
flight status as crew member or

passengers from 1:30 - 4 a.m.

35th FORCE SUPPORT SQUADRON FACILITIES

ADMINISTRATIVE

35th Force Support Squadron
Bldg 653, 97-226-3008

35 FSS Human Resources
Bldg 656, 97-226-3108 / 9275

35 FSS Marketing & Publicity
Bldg 656, 97-226-9272 / 9273

Civilian Personnel Office
Bldg 656, 97-226-4621

Pass & Registration
Blg 653, 97-226-3995

FOOD & ENTERTAINMENT

Bumpers Fusion Diner
(Bowling Center)
Bldg 627, 97-957-1553

Falcon Feeder Dining Facility
Bldg 3262, 97-226-1635

Fit Pit (Fitness Center)
Bldg 622, 97-957-1561

Flight Kitchen Dining Facility
Bldg 624, 97-226-4463

Flyers (Wi-Fi)
Bldg 626, 97-957-1555

Grissom Dining Facility (Wi-Fi)
Bldg 624, 97-226-3889/ 4902

Lakeview Grille
Bldg 1464, 97-957-1564

Misawa Club (Wi-Fi)
Bldg 485
97-226-9128

Tohoku Dining Room
97-226-9122/5062

Sports Bar 97-226-5058

MILITARY SERVICES

Professional Devlopment/FTAC
Bldg 1006, 97-226-7829

Military Personnel Section
Bldg 653, 97-226-4002

RECREATION

Base Beach
Bldg 1451, 97-226-1565

Community Commons (Wi-Fi)
Bldg 1006, 97-226-4128

Freedom Fitness Center
Bldg 1962, 97-226-9987

Gosser Memorial Golf Course
Bldg 1464, 97-957-1563

Himberg Pool
Bldg 625, 97-226-3152

Land Memorial Ski Lodge
Bldg 1482
Reservations, 97-226-9378

Leftwich Park
Near Security Hill
Reservations, 97-226-9378

Lunney Youth Center
Bldg 112, 97-226-3220

Misawa ITT
Bldg 485, 97-226-3555

Outdoor Recreation Center
Bldg 486, 97-226-9378

Overstreet Memorial Library
(Wi-Fi)
Bldg 629, 97-226-4083

Paintball/Skeet & Trap
Security Hill, 97-226-3300
Reservations, 97-226-9378

Potter Fitness Center
Bldg 622, 97-226-3982

Misawa Teen Center
Bldg 626, 2nd Fl, 97-226-2792

Walmsley Bowling Center
Bldg 627, 97-957-1554

Weasels' Den
Bldg 973, 97-226-9378

SERVICES

Military & Family Readiness Center
Bldg 656, 97-226-4735

Arts & Crafts Center
Bldg 645, 97-226-46037
Frame & Graphics/Wood Shop
Bldg 645, 97-226-4279

Auto Hobby Center
Bldg 767, 97-226-4654

Cheli School Age Care
K-Age 12: Bldg 412, 97-226-2266

Education & Training Office
Bldg 653, 97-226-4201

Family Child Care
Bldg 656, 97-226-2273

Misawa Inn (Wi-Fi)
Bldg 670, 222-0282

Misawa Pet Kennel
Bldg 756, 97-226-2228

Pit Stop Garage
Bldg 965, 97-226-9486

Post Office
Bldg 519, 97-226-3492

Yoiko Child Development Center
Bldg 10, 97-226-4666

AAFES FACILITIES

ALTERATIONS

Bldg 429 97-957-7482/1
Tue-Sat 10 a.m. - 6 p.m.
Sun Noon - 5 p.m.

BURGER KING

Bldg 526 97-957-7446
Mon-Sat 6 a.m. - 8 p.m.
Sun 9 a.m. - 8 p.m.

DRY CLEANING/LAUNDRY

Bldg 525 97-957-7469
Mon-Sat 10 a.m. - 6 p.m.
Sun Noon - 5 p.m.

FURNITURE MART

Bldg 429 97-957-7455
Tue-Sat 10 a.m. - 6 p.m.
Sun 10 a.m. - 5 p.m.

MAIN BASE EXCHANGE

Bldg 325 97-957-7419
Mon-Fri 9 a.m. - 8 p.m.
Sat 9 a.m. - 8 p.m.
Sun 9 a.m. - 6 p.m.

MAIN BASE EXCHANGE CONCESSIONS

Allied Telesis 226-8255, then
dial ext 1-415-692-8291
Allied Telesis Help Desk
ext 1-415-692-8300

Au by KDDI (cellular) 97-957-7485
Barber Shop 97-957-7474
Stylique Salon 97-957-7484
Car Rental 97-957-7472
Flower Shop 97-957-7483
Japanese Giftware 97-957-7478
Pack & Wrap 97-957-7486
Military AutoSource 080-3081-9807
The Spa 97-957-7499

MAIN BASE EXCHANGE FOOD COURT

Baskin Robbins 97-957-7438
Charley's Steakery 97-957-7403
Einstein Bagels 97-957-7438
Pizza Hut* 97-957-5000,
97-957-7440/7465

Subway* 97-957-7441
Taco Bell 97-957-7403

*delivery available

MAIN BASE GAS STATION

Bldg 965 97-957-7428
Mon-Fri 8 a.m. - 5 p.m.
Sat & Sun 9 a.m. - 5 p.m.

MAIN BASE EXPRESS (SHOPPETTE)

Bldg 525 97-957-7433
Daily 24 hours

MILITARY CLOTHING

Bldg 429 97-957-7470/97-226-2128
Tue-Sat 10 a.m. - 6:00 p.m.
Sun Noon - 5 p.m.

POPEYES CHICKEN

Bldg 525 97-957-7447
Mon-Sun 10 a.m. - 9 p.m.

KICHI TAXI (BASE TAXI)

97-957-7479
0176-53-6481 (fm cellphone)

CHAPEL INFORMATION

* Schedules are subject to change. Please contact the Chapel for current information.
Located in Bldg 358, across the street from Sollars Elementary School, 97-226-4630

EMAIL: 35fw.hc@misawa.af.mil

FACEBOOK: <https://www.facebook.com/MisawaABChapel/>

MESSENGER: [m.me/MisawaABChapel](https://www.messenger.com/profile/MisawaABChapel)

WEB PAGE: misawa.af.mil/Units/Misawa-Chapel/

COUNSELING

Individual, Family, and Marriage Counseling with 100% confidentiality by appointment.

PROTESTANT WORSHIP - Chapel, Bldg 358

Sunday Worship Service, 10:30 a.m.

CATHOLIC MASS - Chapel, Bldg 358

Sunday Morning Mass, 9:00 a.m.

Mon Mass, 4:30 p.m.

Tue, Wed, Thu Mass, 11:30 a.m.

Reconciliation: Sun, 7:45-8:45 a.m. (or by appointment)

ALL OTHER FAITH GROUPS, SPIRITUAL CARE, AND OTHER RELIGIOUS SERVICES

Please contact the Chapel Office at 97-226-4630.

PET KENNEL INFORMATION

Located in Bldg 756, just a 10-minute walk from Misawa Inn, the Misawa Pet Kennel provides boarding services on a space-available basis for cats and dogs of U.S. military personnel, SOFA-sponsored civilians, and their adult dependents (ages 18 and over).

Dogs and cats of all sizes and breeds are welcome. Their primary goal is to make sure your pet has a comfortable and safe home away from home.

Hours are Monday through Friday, 10 a.m. - 6 p.m., closed 1:30 - 2:30 p.m. and on Saturday, Sunday and federal holidays. Reservations are on a first-come, first-served basis. Call 97-226-2228 or 0176-226-8255, then 7-2228, or email us at misawa.petkennel@gmail.com or log onto our web page <https://35fss.com/pet-kennel/>.

Save time by completing a boarding agreement, registration form, etc. ahead of time. Just log on to our web page above and click on "Forms & Documents," follow the instructions or email us.

Note: There is important timeline information for those in PCS in/out status. Please contact us for details.

AREA ATTRACTIONS

Misawa Indoor Swimming Pool

This pool is located in Misawa City just 10-15 minutes from base. It has a large pool for lap swimming, a toddler pool with a small slide, a jacuzzi, locker room, shower facilities and a cafeteria with vending machines. Swim caps are required when using the pool.

Tonami Clan Memorial Park

This park is roughly 20 minutes from Misawa. You will find a museum, petting zoo and playground for the children.

Lake Towada

Lake Towada is about an hour drive from Misawa. It is the third deepest lake in Japan (1,906 ft).

Oirase Gorge

This beautiful gorge is approximately an hour drive from Misawa. A 14 km stream flows through the gorge. There are about 15 waterfalls along the trail.

Shimoda Mall

Shimoda Mall is just 25 minutes from Misawa located in Oirase Town. The mall offers a variety of restaurants and stores such as Sports Authority, 100 Yen Shop and many more.

Misawa Aviation & Science Museum

A source of information on the role the local area has played in the history of aviation. Both adults and children can enjoy learning about science and technology with displays and hands-on exhibits, including a flight simulator. Located just 15 minutes from base.

Big Buddha

This attraction is about a two-hour drive from Misawa and is located in Aomori. This is the largest sitting bronze statue of Buddha in Japan.

Asamushi Aquarium

The Aquarium is close to a two-hour drive from Misawa and is located near Aomori. The Aquarium features dolphin shows and a wide variety of sea life.

Morioka Zoo/Amusement Park

This attraction is an estimated three hours from Misawa and is located in Morioka. The zoo has a variety of animals. There is a small amusement park that is near the zoo. It has a carousel, go carts, pirate ship and a roller coaster, among other rides.

Tokyo Disneyland & DisneySea

These Disney attractions are roughly a 10-hour drive from Misawa.

Hirosaki Park & Hirosaki Castle

Hirosaki is approximately a three-hour drive from Misawa. Very famous for the Cherry Blossoms, the park has over 5,000 cherry trees. There is a Cherry Blossom Festival that is held during the last week of April and the first part of May. You may tour the castle museum for a small fee, but the castle grounds and park are free.

For further information please stop by the Misawa ITT Office located in Bldg 485, call them at 97-226-3555 or log onto their web page <https://35fss.com/misawa-itt/> .

AFN MISAWA RADIO STATION - AM 1575
















































AFN Misawa is located in Bldg 12, 97-226-1575. They provide 24 hour radio programming, live and local Monday-Friday, 6 am -10 am and 2 pm - 6 pm. They are also a source for local television news and base information.

AFN 360 INTERNET RADIO

Get your local AFN station plus seven music and information channels using your computer, smartphone or tablet. For more information, log onto the AFN website below:

Programming schedules/website: <http://myafn.net> or <http://myafn.dodmedia.osd.mil/>

MISAWA INN CABLE TV

 9-1	 10-1	 10-2	 10-3	 10-4	 10-5
 11-6	 11-7	 11-8	 11-9	FSS MARKETING CHANNEL 12-10	FLIGHT CHANNEL 12-12
COMMANDER'S ACCESS CHANNEL 12-14	NAVY CHANNEL 12-15	 13-16	 13-17	 14-18	 14-19
 15-20	 15-21	 16-22	 16-23	 16-24	 16-26
 16-27	 17-28	 17-29	 17-30	 17-31	 17-32
 17-33	 18-34	 18-35	 18-36	 18-37	 18-38
 18-39	 19-40	 19-41	 19-42	 19-43	 19-44
 19-45	 20-46	 20-47	 20-48	 20-49	 20-50
 20-51	 21-52	 21-53	 21-54	 21-55	 21-56
 21-57	 23-58	 23-59	 23-61	 23-62	 24-63
 24-64	 24-65	 24-66	AFN COUNTRY 24-67	 24-68	 24-69
 24-70	 24-71	 24-72	 24-73	 24-74	 24-75
 24-76	 24-77				

TRANSPORTATION INFORMATION

Commercial Base Taxi: An AAFES-contracted Japanese taxi service, also known as Kichi Taxi, is available to take you to your on and off-base destinations 24/7. Fares are accepted in yen or dollars. Call 97-226-8255, then 77479 from your room or 0176-53-6481 from a cell phone or from off-base.

Official Base Taxi: Free base taxi service is available for official government business only (TDY/TAD orders required). Service is available for pick-up and drop-off between lodging and place of duty. Transportation to the airport or train station can be supported for groups of 4 or more personnel. Call 97-226-4062/3328 Mon-Fri, 7 a.m. - 7 p.m. for hours and more information.

Car Rental: Cars and trucks are available for rent at the AAFES Car Rental located in the BX, Bldg 325. Hours are Monday - Saturday, 10 a.m. - 6 p.m. and Sunday, Noon - 5 p.m. Call 97-957-7472.

Van Rental: Vans (7-10 passenger) are available for rent at the FSS Auto Hobby Center, Bldg 767. Hours are Monday, Tuesday and Thursday - Saturday, 9 a.m. - 6 p.m.; closed Wednesday, Sunday and federal holidays. Call 97-226-4654 or log onto their web page and click on "Van Rental Information." <https://35fss.com/auto-hobby-center/>

Tokyo Station Bus: Commercial overnight bus transportation to Tokyo Train Station is available daily, but reservations must be made in advance. Misawa ITT can assist you with making reservations. Call ITT at 97-226-3555 for more information. Please note that the departure bus stops are located near the Misawa Train Station, Shimoda Mall in Oirase Town and at Lapia Mall in Hachinohe.

Train: Misawa Train Station is located approximately 15 minutes by car from Misawa Inn. Information regarding bullet train (Shinkansen) schedules and fares is available at the front desk, at Misawa ITT and on the 35FSS.com website, <https://35fss.com/misawa-itt/schedules/>.

Misawa Airport: Misawa City Airport is located less than ten minutes from Misawa Inn, phone 99-53-7111.

Additional Travel Information: Misawa ITT can arrange local tours and provide reservation assistance for bus tickets. Call 97-226-3555. Maps, GPS coordinates, and driving instructions to Tokyo and local area attractions are available in the lobby, at the front desk or online at <https://35fss.com/misawa-itt/> and click "Travel Resources."

HISTORY OF THE MISAWA AIR BASE AND THE 35th FIGHTER WING

Based on archeological evidence, it is believed that Misawa City was populated by ancestors of the Ainu tribe, now found on the island of Hokkaido. Around 1100 AD, the Nambu clan took over the area with the establishment of nine horse farms in 1371. These farms supported the area until the Meiji Restoration. The successful cultivation of land and continued growth of horse farms drew increased attention from the Japanese military forces. Emperor Meiji established a national horse farm in the area, which eventually became one of the Japanese Imperial Army's cavalry training centers. At the onset of hostilities with China in the early 1930s, the cavalry transferred to mainland China and the Imperial Japanese Naval Forces took over Misawa.

The Japanese Navy began building an air base at Misawa in 1939 and completed it in 1942. The base was originally intended to be a long-range bomber base, but it was used instead for aeronautical training, research, and development. Lake Ogawara was an ideal location to train seaplane pilots, and a Kamikaze Corps trained here to infiltrate American bases and conduct sabotage attacks. In July and August of 1945, carrier-based American F4Us attacked and destroyed more than 90 percent of Misawa Air Base.

In September 1945, the first U.S. forces arrived at Misawa, beginning with the 32d Army Engineering Construction Group. In 1972, the U.S. Air Force Security Services' 6920th Air Base Squadron assumed host responsibilities for the base until 1978, when the base returned to the Pacific Air Forces under control of the 6112th Air Base Wing. On 1 July 1984, the 432nd Tactical Fighter Wing assumed duties as the host unit for Misawa Air Base. Initially the 432nd Wing flew F-16 A/B aircraft and converted to the more sophisticated F-16 C/D in November of 1986. On 1 October 1994, the 432nd Fighter Wing was officially inactivated and the 35th Fighter Wing activated at Misawa.

Established as the 35th Pursuit Group on 22 December 1939, the 35th Fighter Wing has a long and distinguished combat history. In December 1941, the 35th Pursuit Group had begun deployment to the South Pacific for World War II when Japan attacked Pearl Harbor. After a delay, the remainder of the 35th deployed to Australia to begin the gradual advance towards Japan. In combat against the Japanese, the group operated P-38s, P-40s, and P-47s. By the end of WWII, the group's pilots had destroyed 407 enemy aircraft in the air. Twenty one aces emerged from their ranks, including such notable airmen as Richard Bong, who scored his first aerial victories with the 35th, and Thomas Lynch, the group's leading ace of the war with 20 victories.

Following the Japanese surrender, the 35th Fighter Wing was stationed at numerous airfields in Japan, which positioned it for involvement in the next major conflict. On 25 June 1950 North Korea invaded the South. Two days later one of the wing's F-82s was involved in the first aerial engagement of the conflict, scoring one kill. Soon after the wing converted back to F-51s and began flying close air support and interdiction missions. The 35th played an important role during the Chinese intervention of the war, providing close air support for units along the Chosin Reservoir until forced to withdraw from Yonpo Airfield, North Korea. After the armistice the 35th returned to Japan and added reconnaissance to its mission, continuing to protect American interests in the region with RC-45, F-51, RF-51, F-80, F-86 and F-94 aircraft until its inactivation in 1957.

The wing once again entered combat when it returned to service on 1 April 1966 at Da Nang Air Base, Republic of Vietnam, as the 35th Tactical Fighter Wing. There the wing had five assigned flying squadrons and operated F-4C, F-102 and B-57 aircraft. The wing's F-4C pilots shot down four enemy aircraft during this time, including the first MiG-21 of the war.

On 8 October 1966, the wing moved to Phan Rang Air Base. While at Phan Rang, units assigned to the wing flew F-100, B-57, A-37B and MK-20 aircraft on aerial interdiction missions.

On 31 July 1971, the wing inactivated, ending its involvement in Vietnam. However, the wing did not remain inactive long. On 1 October 1971, the 35th Tactical Fighter Wing activated at George Air Force Base, California, where it assumed the mission of training F-4 flight crews and adding F-105s to the inventory in 1973. Shortly thereafter the wing began training crews for "Wild Weasel" missions (the detection and suppression of surface-to-air missiles) for deployment to operational units.

In August 1990, the 35th Tactical Fighter Wing deployed as the lead F-4G and RF-4C wing to Shaikh Isa Air Base, Bahrain, in support of Operation DESERT SHIELD. During the subsequent Gulf War, the 35th Tactical Fighter Wing flew 3,072 combat missions and launched 905 missiles at Iraqi air defense sites. Of the 38 allied aircraft lost during the conflict, only nine were downed by radar-guided surface-to-air missiles. Of those nine, eight did not have Wild Weasel protection. By suppressing the enemy's air defenses, the wing significantly contributed to the air campaign's success by making the skies safer for coalition airmen.

On 1 October 1991, as part of a service-wide reorganization, the Air Force re-designated the 35th Tactical Fighter Wing as the 35th Fighter Wing. In 1992, the wing started downsizing in preparation for the closure of George Air Force Base, and on 15 December 1992, the 35th Fighter Wing inactivated and George Air Force Base closed.

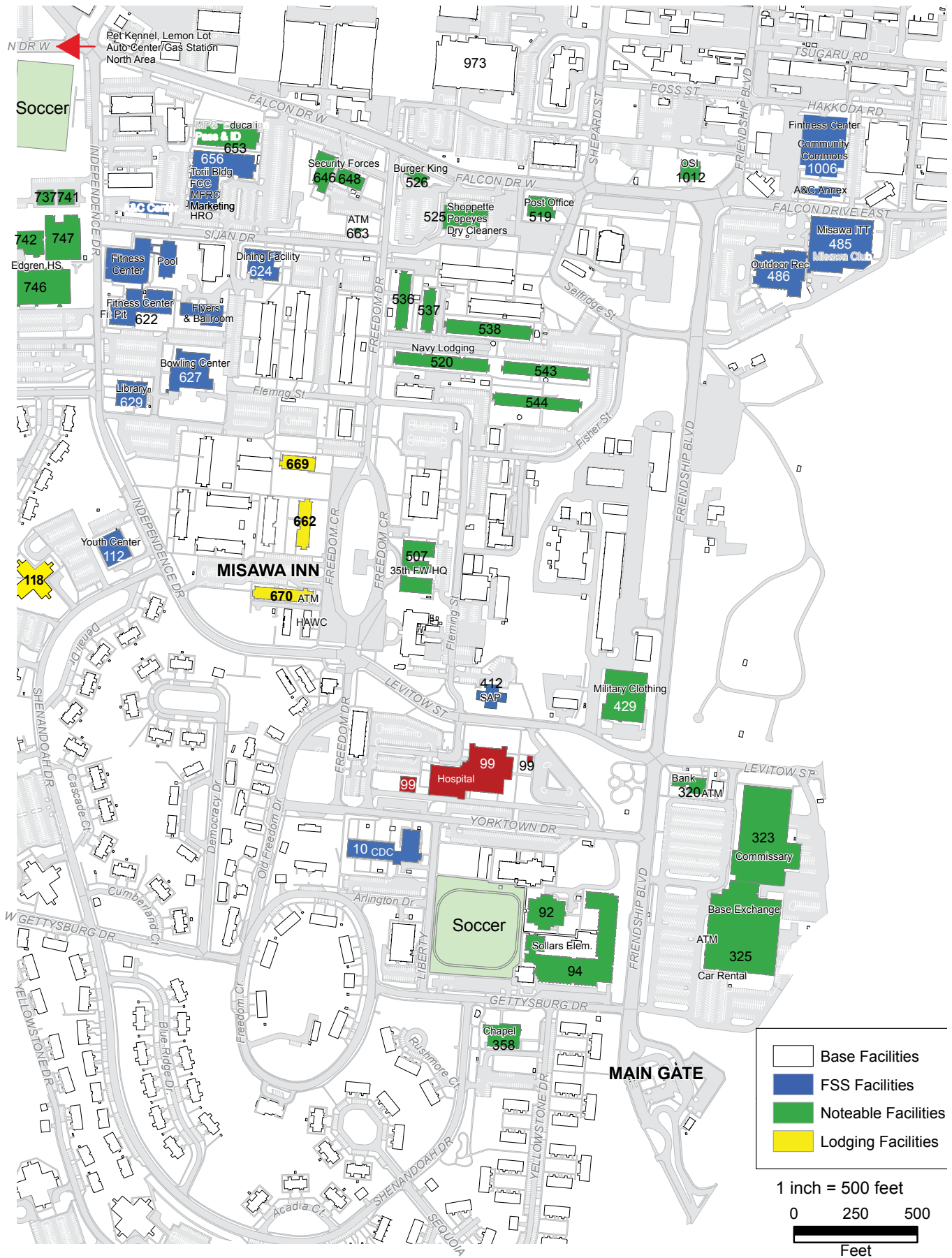
In the early 1993, the 35th Fighter Wing began a new chapter in its history and cemented its permanent association with the Wild Weasel mission. In an effort to preserve its heritage, the Air Force initiated a heritage score system that identified the 35th Fighter Wing as the third most historic wing in the Air Force. As a result, the 35th reactivated at NAS Keflavik from May 1993 to September 1994 where it an air defense mission flying F-15C *Eagles*. On 1 October 1994, the 35th Fighter Wing relocated to Misawa Air Base, and the 35th Operations Group assumed command of PACAF's Wild Weasel squadrons, the 13th and 14th Fighter Squadrons. In 1996, the 13th and 14th Fighter Squadrons achieved operational capability with the F-16CJ, the Air Force's most recent dedicated Wild Weasel platform.

Since beginning operations at Misawa Air Base, airpower and combat capability have remained at the forefront of the wing's focus and pride. During Operations NORTHERN WATCH and SOUTHERN WATCH, the fighter squadrons of the 35th Fighter Wing deployed twelve times culminating in the participation of the 14th Fighter Squadron in the opening combat missions of Operation IRAQI FREEDOM in March 2003. Since then, the squadrons and personnel of the 35th Fighter Wing have deployed around the world, reaffirming the 35th Fighter Wing's proud warrior tradition.

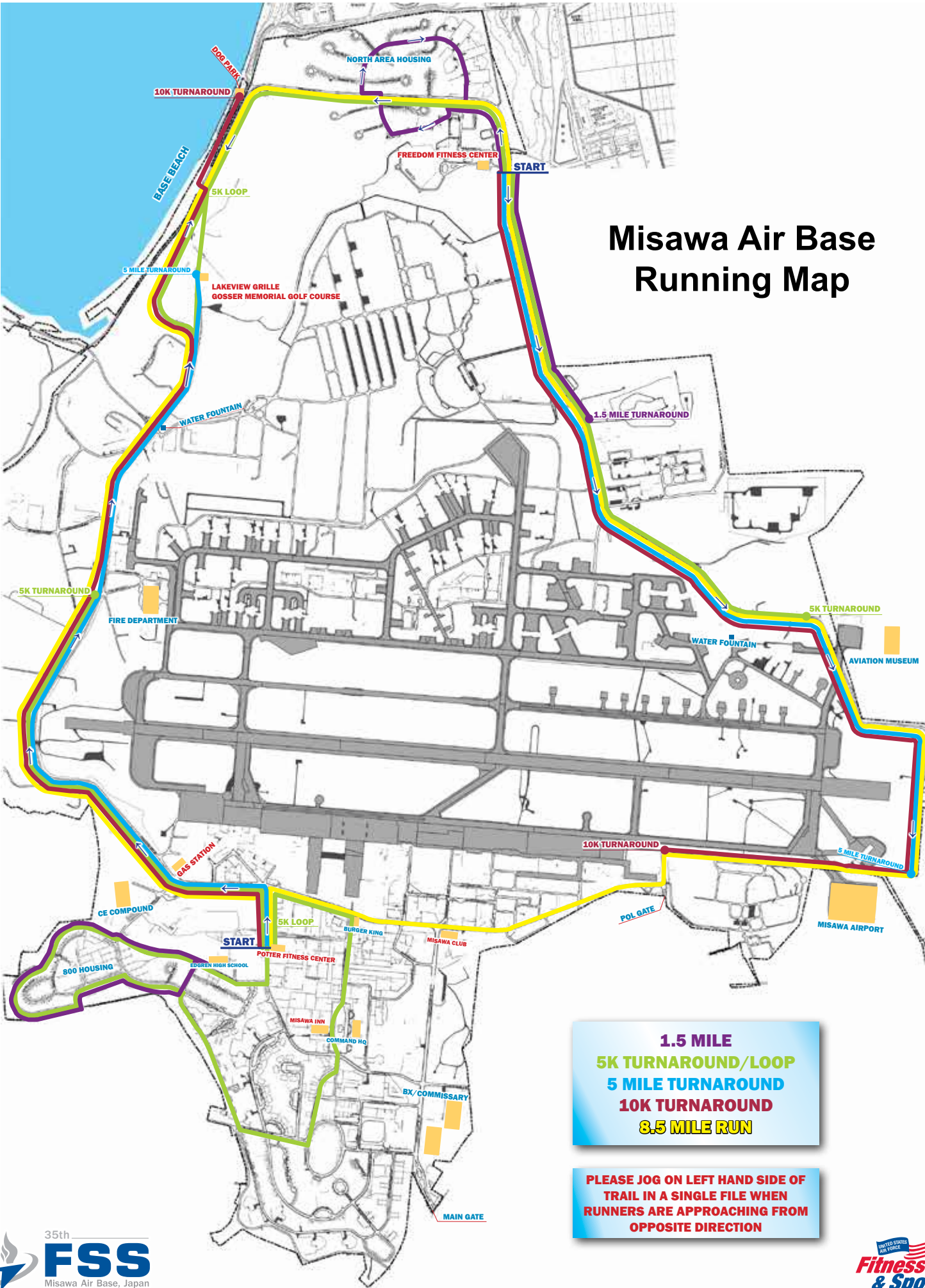
Stationed in Japan on the Pacific's "Ring of Fire," Misawa Air Base is prone to large, periodic earthquakes. On 11 March 2011, a magnitude 9.0 undersea earthquake, the most powerful known earthquake to ever strike Japan, generated a devastating tsunami that slammed the eastern coast of northern Japan. The 35th Fighter Wing responded to the crisis providing disaster relief to the region. Search and rescue teams and humanitarian supplies flowed through Misawa Air Base to the citizens of Japan as the men and women of the 35th Fighter Wing donated their time to assist in the recovery efforts. Dubbed Operation TOMODACHI for the Japanese word for friend, US Air Force, Navy, Marine, and Army forces in Japan responded to the crisis with urgency and compassion in an effort to assist our Pacific allies.

Today, the men and women of Misawa Air Base and the 35th Fighter Wing stand ready to protect US interests abroad. We are proud of our home and history, and we welcome you to Misawa Air Base.

Main Base Map



Misawa Air Base Running Map



1.5 MILE
5K TURNAROUND/LOOP
5 MILE TURNAROUND
10K TURNAROUND
8.5 MILE RUN

PLEASE JOG ON LEFT HAND SIDE OF TRAIL IN A SINGLE FILE WHEN RUNNERS ARE APPROACHING FROM OPPOSITE DIRECTION

Misawa City Map

Off Base Dining



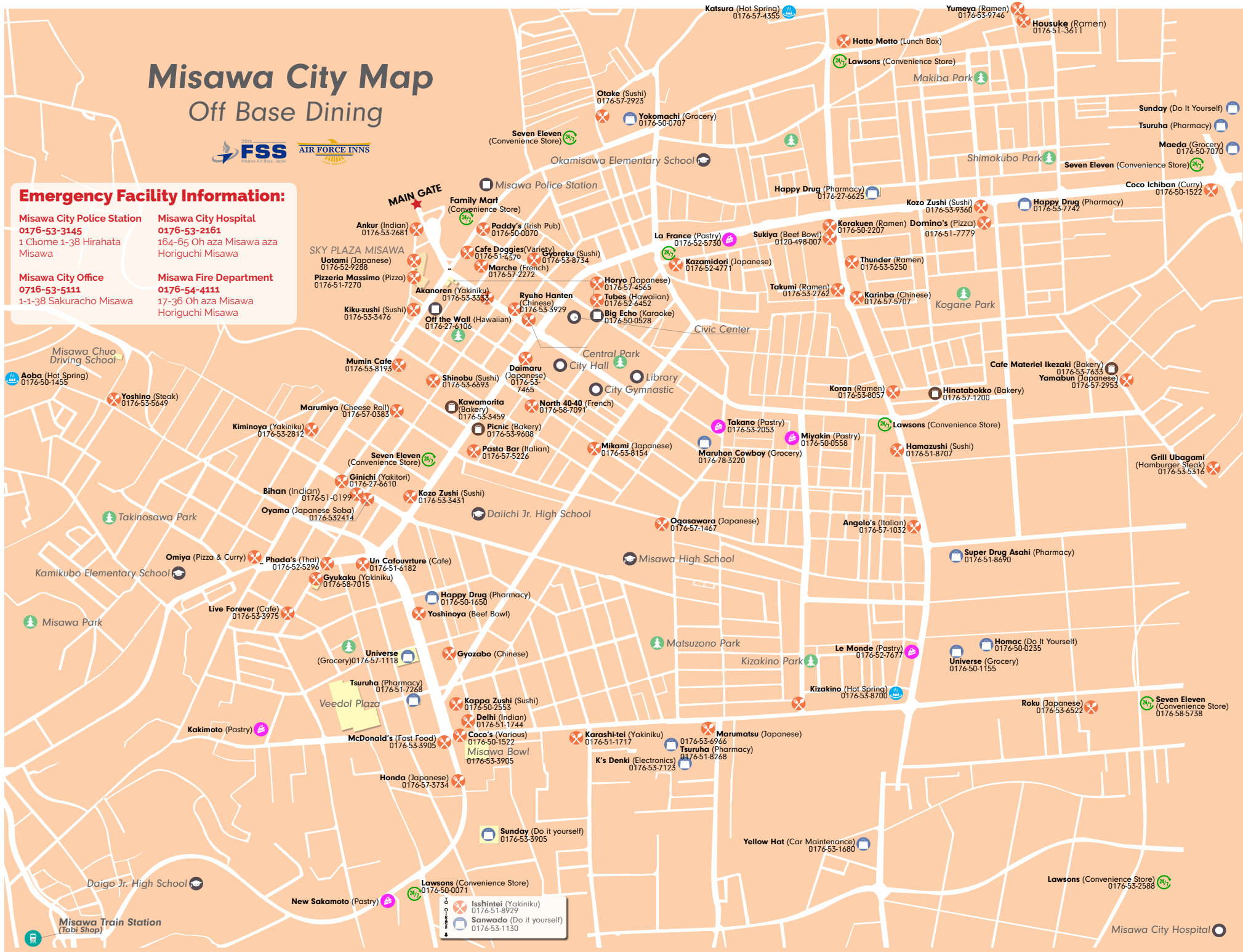
Emergency Facility Information:

Misawa City Police Station
0176-53-3145
 1 Chome 1-38 Hirahata
 Misawa

Misawa City Hospital
0176-53-2161
 164-65 Oh aza Misawa aza
 Horiguchi Misawa

Misawa City Office
0176-53-5111
 1-1-38 Sakuracho Misawa

Misawa Fire Department
0176-54-4111
 17-36 Oh aza Misawa
 Horiguchi Misawa



- Isshinte (Yakiniku) 0176-51-8929
- Sanwado (Do it yourself) 0176-53-1130