



Eglin Air Force Base Military Personnel Flight Online Check-In Service

Link for the online check-in service:

<https://qkonline.queuekiosk.com/?QID=61&QTKN=eg489dch73erhb37>

“FSS! You do the test, we do the rest!”



How to use the online check-in service – Step 1



96 TW



Eglin AFB
96 FSS

QueueKiosk™ Online Services

Welcome to the online check-in service for the 96 FSS Military Personnel Flight which includes Customer Support, Career Development, and Force Management.

Use this service to check-in ahead of time and save your place in line!

After you use this service to check-in, your place in line will be held only for a period of 60 minutes. Remember upon arrival you **MUST** use the Check-In Kiosk in our lobby to let us know you have physically arrived.

If you'd like to know how busy we are today, use the button below to see today's average wait times.

Please note online check-in option ends at 1330 each day.

Current Wait Times

Check In Now

Step 1: Select the “check in Now” Box

Link for the online check-in service:

<https://qkonline.queuekiosk.com/?QID=61&QTKN=eg489dch73erhb37>

“FSS! You do the test, we do the rest!”



How to use the online check-in service – Step 2



96 TW



Eglin AFB
96 FSS

[Online Services](#) / Online Check-In

Step 2:
Enter
your first
name,
last
name
and
e-mail
address



QueueKiosk™ Online Check-In Form

Please use the form below to submit your information and select which service you're checking in for. After selecting "Submit," you'll have an opportunity to review your selection and then "Join Queue." Do not close or leave this page until you receive a message confirming successful check-in.

IMPORTANT: After successful online check-in, you will have **60 minutes** to confirm your arrival using the Check-In Kiosk. If you have not confirmed arrival within that time, you will lose your place in line, and will be placed at the end of the queue when you arrive.

Name

First Name:

Last Name:

Email

Email:

Link for the online check-in service:

<https://qkonline.queuekiosk.com/?QID=61&QTKN=eg489dch73erhb37>

"FSS! You do the test, we do the rest!"



How to use the online check-in service – Steps 3 & 4



96 TW

Step 3:
Read and
answer
every
question.

Service Requested

Category

Customer Support

- ID Cards (Retiree or Dependent IDs) - Issue or reissue
- CAC Cards
- Lost/Stolen CAC w/Memo
- CAC Pin Reset - CAC Locked/Blocked
- DEERS Inquiry/Update
- CAC NOT READING/WORKING

Do you have an appointment?

- Yes I have an Appointment- Previously Scheduled Online (Customer Priority #1)
- Yes I have a Fast Pass (Customer Priority #2)- Civilian HR Personnel
- No Appointment or Fast Pass

What is your affiliation?

- Active Duty
- Retiree
- Dependent
- DoD Civilian
- Contractor
- Guard/Reserve
- NON RETIRED Disabled American Veteran

What time is your appointment/Fast Pass?

- No appointment
- 0700
- 0800
- 0830
- 0900
- 0930
- 1000
- 1030
- 1200
- 1230
- 1300
- BLANK
- 1200 (Fast Pass)
- 1215 (Fast Pass)
- 1230 (Fast Pass)
- 1245 (Fast Pass)
- 1300 (Fast Pass)
- 1315 (Fast Pass)
- 1330 (Fast Pass)
- 1345 (Fast Pass)
- 1400 (Fast Pass)

Link for the online check-in service:

<https://qkonline.queuekiosk.com/?QID=61&QTKN=eg489dch73erhb37>

“FSS! You do the test, we do the rest!”



How to use the online check-in service – Step 5



96 TW


Step 4: Continue answering questions

What is your rank?

- DOD Civilian/Contractor
- Retired
- Dependent
- E-1
- E-2
- E-3
- E-4
- E-5
- E-6
- E-7
- E-8
- E-9
- O-1
- O-2
- O-3
- O-4
- O-5
- O-6
- O-7+
- W-1
- W-2
- W-3
- W-4
- W-5

Submit

Step 5: Click "Submit"



Link for the online check-in service:

<https://qkonline.queuekiosk.com/?QID=61&QTKN=eg489dch73erhb37>

"FSS! You do the test, we do the rest!"




How to use the online check-in service – Step 5



96 TW

Step 6:
Select the
box “Join
Queue!” to
finish or
select the
box “Cancel”
to cancel
and exit



 **Eglin AFB**
96 FSS

[Online Services](#) / Online Check-In

Service Selected: CAC Cards

Service Instructions:
None.
[To finish checking in, click "Join Queue".](#)

Link for the online check-in service:

<https://qkonline.queuekiosk.com/?QID=61&QTKN=eg489dch73erhb37>

“FSS! You do the test, we do the rest!”



Conclusion


96 TW

Step 7:
Note the time
you must
physically be
present and
checked in by



Eglin AFB
96 FSS

You're in Line! - Confirm arrival at the kiosk

	First Name:	<input type="text" value="Jane"/>	Last Name:	<input type="text" value="Doe"/>
	Service Group:	<input type="text" value="Customer Support"/>	Service:	<input type="text" value="CAC Cards"/>
	Important! You must confirm arrival at the kiosk before 4:35 PM to keep this place in line.			
	You may print this page for confirmation and receipt for your place in line.			

You may print this page for confirmation and receipt for your place in line.

Print Confirmation (optional)

If your check-in was successful, you will see the above screen and have successfully completed your online check-in.

Remember you **MUST** still sign in at the kiosk in the ID Card office upon arrival, BLDG 210

Link for the online check-in service:

<https://qkonline.queuekiosk.com/?QID=61&QTKN=eg489dch73erhb37>

“FSS! Boom! Grand Slam Support!”