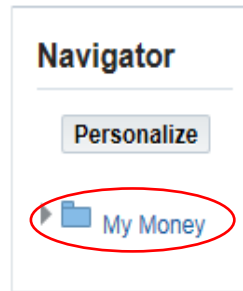


# How to View and Print Your LES

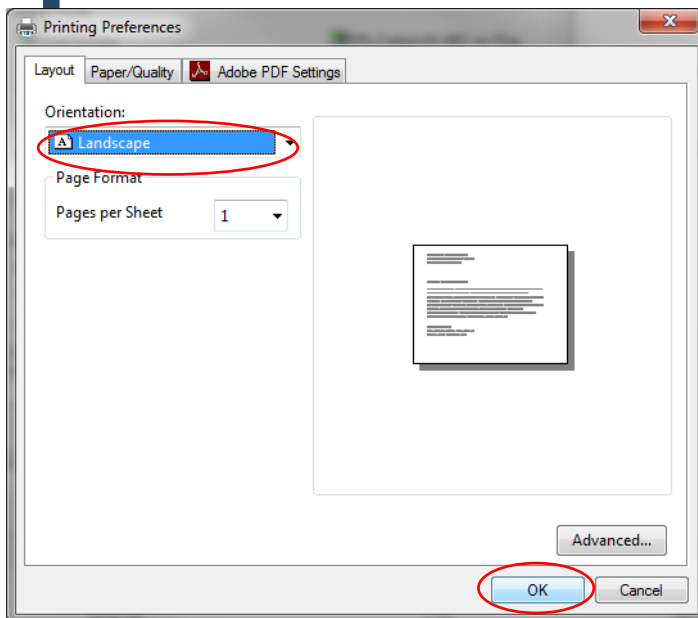
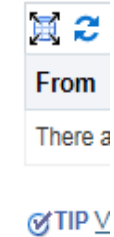
1. Log on to [https://afsfms.afsv.net/OA\\_HTML/AppsLocalLogin.jsp](https://afsfms.afsv.net/OA_HTML/AppsLocalLogin.jsp)
2. Enter your USERNAME (firstname.middleinitial.lastname).
3. Enter your PASSWORD
4. Click Login
5. Click My Money.
6. Click My LES
7. Choose LES from drop down and Click GO
8. Select Print from Pop Up Tool Bar
9. Change Layout settings to Landscape



## Home



## Workli



## LES

